

M22 Tactical, a service-disabled veteran-owned business, offers the RedCat Dry Fire Trainer!




The RedCat is a small, polymer device that enables realistic dry-fire training and increased safety on the AR Platform at a fraction of the cost to similar products on the market.

AN OVERVIEW OF THE REDCAT



1 The Problem

- AR controls act differently between live fire and dry fire training
- Trigger pull locks safety in the fire position
- Operator must rack the bolt to unlock the safety
- Prevents realistic use of the controls during dry fire
- Creates bad habits



2 The Solution

- Drop it in
- No batteries
- No rifle parts to remove
- Rifle functions exactly as with live rounds.
- Use with dummy rounds
- No additional wear and tear on the rifle
- When training is finished simply remove the device.

REDCAT!



3 All Training...no B.S.

- Suitable for all skill levels
- Ideal for military, LEO, competition and home defense
- Simple, cheap, realistic dry fire training
- Proficiency. Nothing more, nothing less!
- A 'safe' product that can be embraced well beyond the shooting community



4 Rapidly Growing Market

- Over 20M ARs in circulation in the US
- Record number of new owners in the last three years
- **They all need good training**
- The RedCat is simple and effective
- **A new wave of safety, confidence and proficiency across the AR community**



A DRY FIRE TRAINER FOR THE AR PLATFORM



What exactly does the RedCat do?


The RedCat is a dry fire training device for the AR platform that makes dry-fire training much more realistic. Train on multiple targets, pull the trigger multiple times and manipulate the safety switch the same way you would with live ammo – no need to rack the bolt to reset the safety. Realism is a key factor to developing good muscle memory and proficiency.

The RedCat also renders the rifle inert, providing an additional layer of protection against misuse. The RedCat installs with no outward indication so homeowners and professionals can use this to protect against unintended use and retailers can safely display their product. The RedCat also provides an alternative to “rack safe” for protection during transportation.

Is the RedCat Compatible with my rifle?

The RedCat is designed for the AR-15, M-4 and M-16. It is compatible with most AR-10s, LR-308s and LAR-10s. The RedCat is NOT compatible with the newer Sig Sauer ARs, older Colt ARs with the sear block mod and some drop-in triggers that occupy space directly above the hammer pin. Since the AR platforms vary widely, we recommend you verify fit and function before first use.

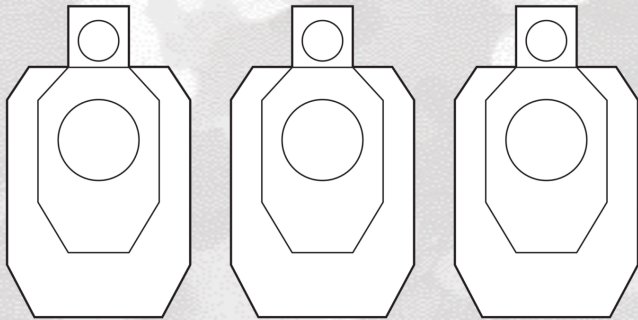
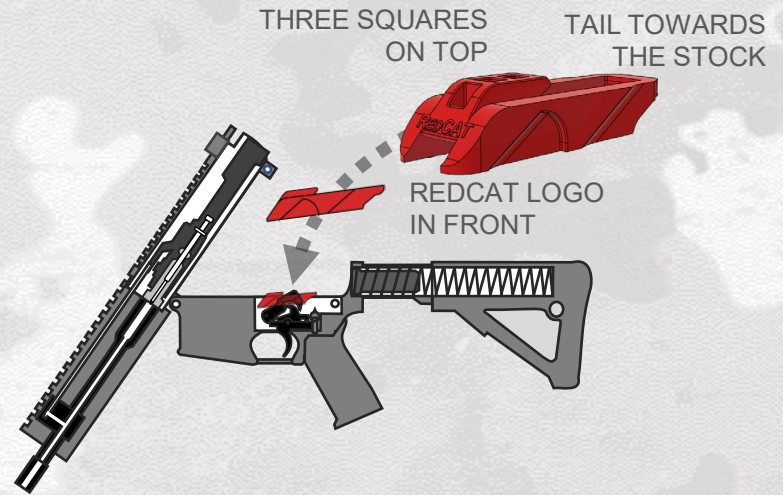
Check out our FAQ page for more info!



EASY INSTALLATION AND REMOVAL

Installation

- Pull the takedown pin
- Separate the upper and lower
- Drop in the REDCAT
- Close the upper onto the lower
- Reinstall the takedown pin

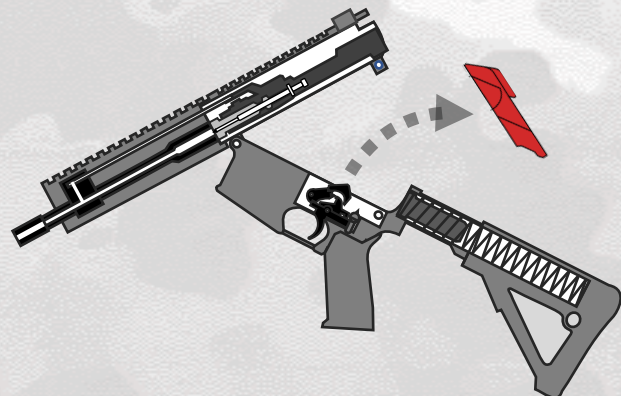


Train at all proficiency levels to

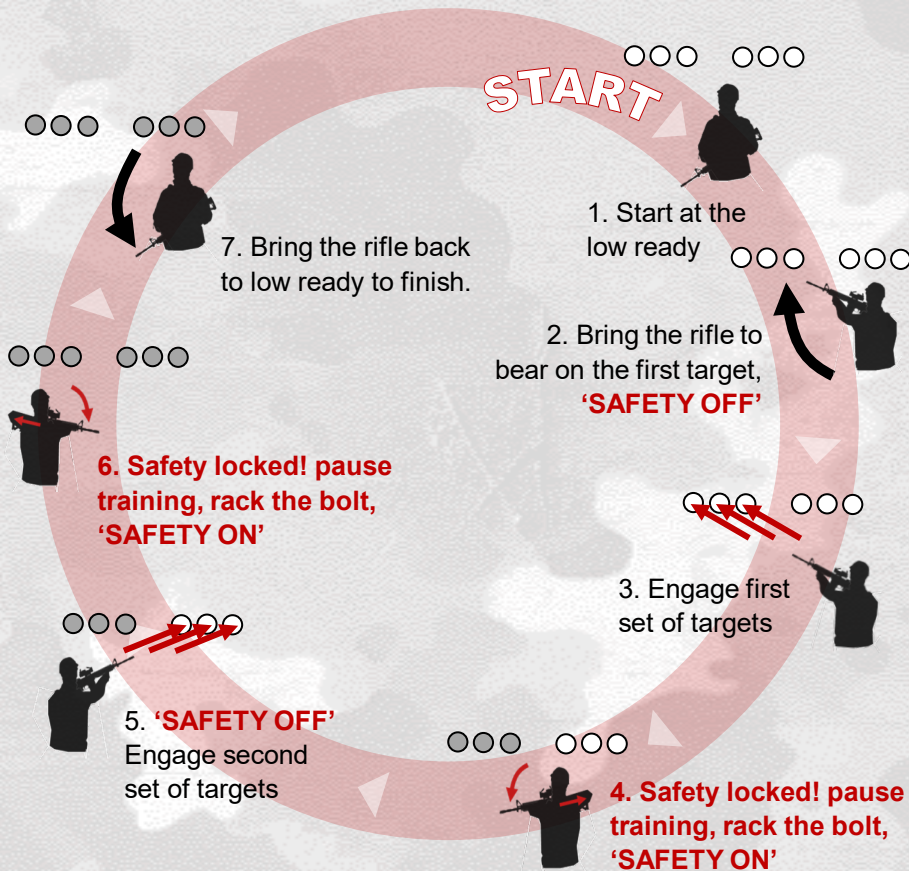
- Develop positive muscle memory
- Defend your home
- Prepare for a competition
- Teach in a group setting
- Conduct team rehearsals

Removal


- Pull the takedown pin
- Separate the upper and lower
- Remove the REDCAT
- Close the upper onto the lower
- Reinstall the takedown pin



A COMPARISON



TRAINING WITHOUT THE REDCAT



During dry fire training with the AR platform, a trigger pull locks safety selector in the fire position. The operator must rack the bolt to unlock the safety switch. This prevents realistic manipulation of the controls during dry fire training and creates bad habits. Using two sets of three targets, the diagram on the left shows the sequence:

TRAINING WITH THE REDCAT



The RedCat installs in less than 10 seconds with no parts removed. It allows the safety selector to engage and disengage at any time during dry fire training. The RedCat Dry Fire Trainer saves time, money and ammo. Using two sets of three targets, the diagram on the right shows the sequence:



Proficiency doesn't come from an expensive rifle or from fancy kit. Proficiency comes from training and hard work! That is what the RedCat was built for!



**Develops Positive
Muscle Memory**



**Great for Beginners
and Experts**



**Suitable for Complex
Scenarios/Rehearsals**



**Saves Money
and Ammo**



**No Rifle Parts
to Remove**



**No moving Parts
and No Batteries**



**Ideal for Safe Storage
and Transportation**

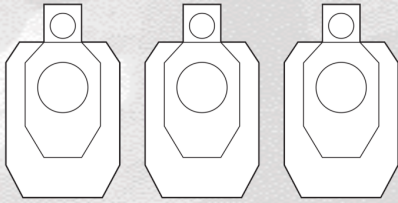


**Renders Rifle Inert
Without Indication**

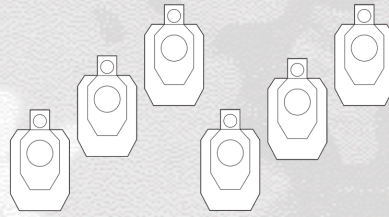


**Compatible with
Dummy Rounds**

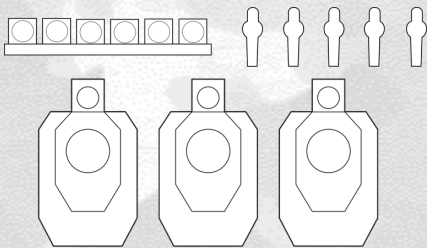
**The RedCat is everything you need to train effectively
and nothing you don't -- at a fraction of the price!**

THE REDCAT WAS BUILT FOR...**...BEGINNERS**

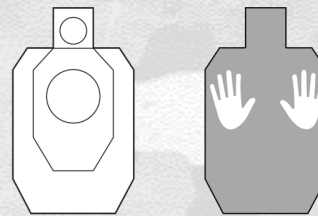
Build your basic foundational skills the right way during this critical phase! Your skill develops with repetition both on and off range.

...EXPERTS


Experts know firearms skills are very perishable and demand repetition. The RedCat adapts so you can tailor your training to your specific focus.

...COMPETITION SHOOTERS

Practice the stages found in your competition. Master the positioning of the safety selector, eliminate procedural errors, decrease your interval times and increase your accuracy.

...HOME DEFENDERS

Proficiency is paramount! Emphasize scenarios that force you to positively identify threats before disengaging the safety and immediately re-engaging the safety when there is no threat present.

...MILITARY and LEO

The RedCat is suited for individual and group settings of all types from basic/academy training to SOF and SWAT team rehearsals.

...GROUP SETTINGS

The RedCat is suitable for firearms courses, basic/advanced training and close quarters marksmanship. Install the RedCat during classroom instruction for an additional layer of safety!

MILLIONS OF AR OWNERS NATIONWIDE...

30.2% (24.6 million) of gun owners have owned an AR (Georgetown, 2021)

There are over 20M ARs in the United States (NSSF, 2022)

67% of gun owners purchase a firearm for protection (Pew Research, 2017)

18.5M firearm purchases in 2021; 21.5M [highest ever] in 2020 and 13.5M in 2019 (American Gun Facts, 2023)

Half of non-owners are considering owning a gun (Pew Research, 2017)

An estimated 5.4 million first-time gun buyers in 2021. (NSSF, 2022)

53.42% "Negligent Discharges" happen in a home (concealedcarry.com, 2017)

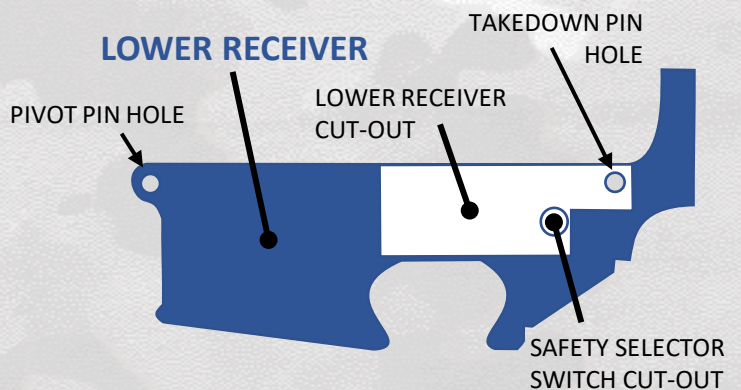
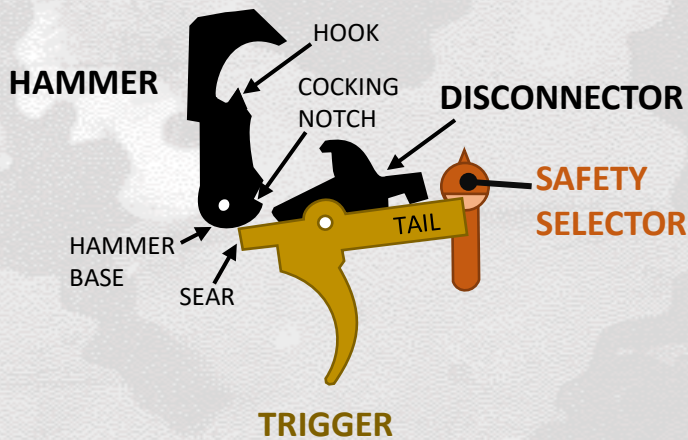
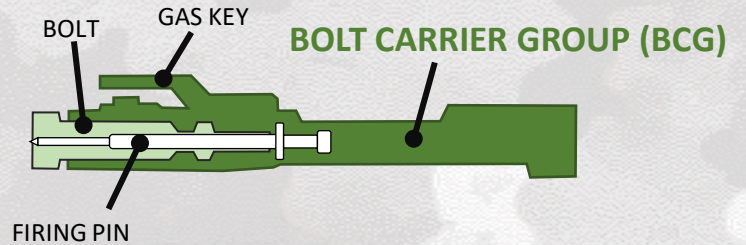
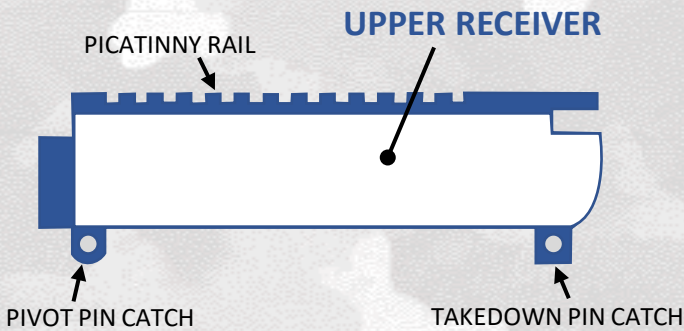
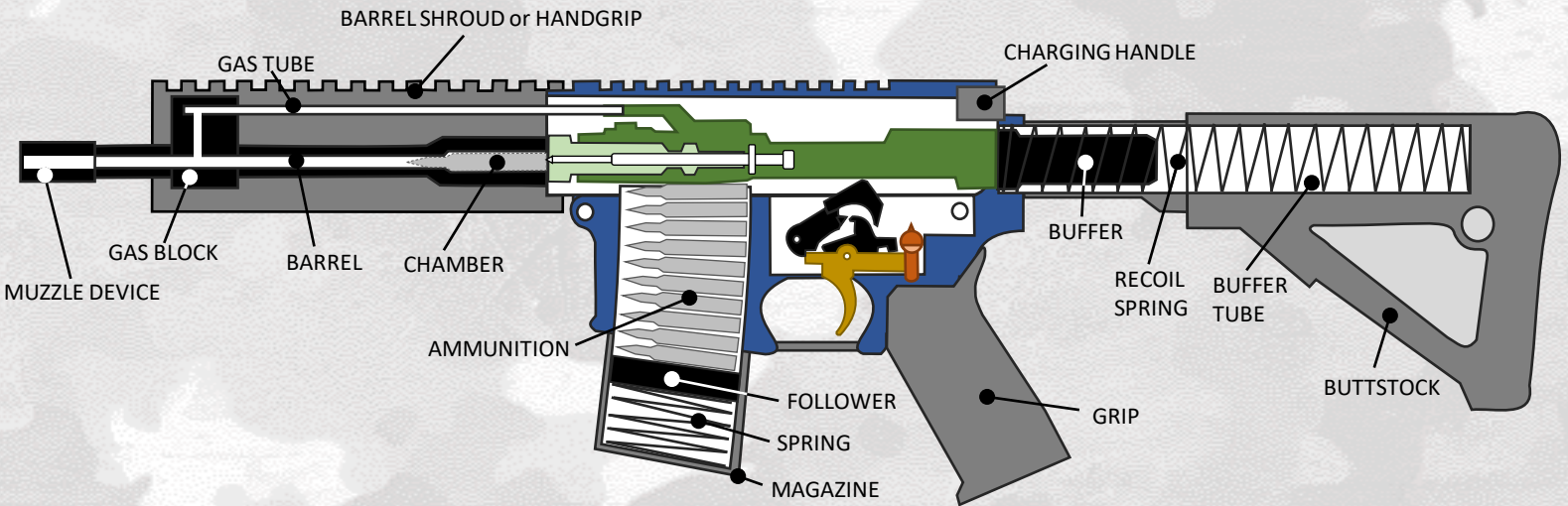
**...NEED TRAINING AND CAN
BENEFIT FROM THE REDCAT!**

The AR market is both well established and rapidly growing. In terms of cost and effectiveness, the REDCAT has no direct competition in the market!



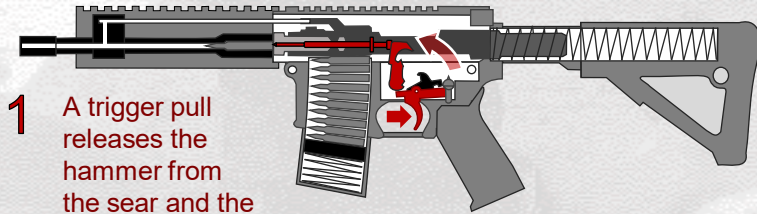
BREAKDOWN OF IMPORTANT COMPONENTS

This is a detailed breakdown of the AR-15 and its important components as it pertains to the RedCat.



UNDERSTANDING THE FIRING SEQUENCE

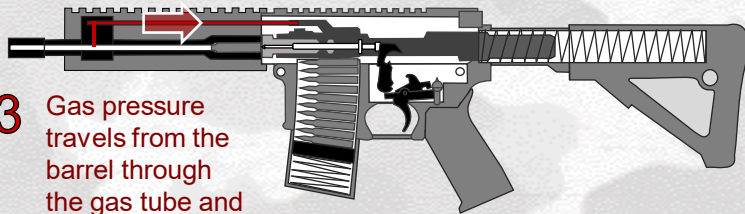
There are several versions of the AR platform, chambered in many different calibers. Most are semi-auto. Some, like the M-4 and M-16 are full-auto or 3 round burst. This diagram depicts the AR-15, a semi-automatic rifle chambered in .223/5.56mm, firing a single shot from a single pull of a standard mil-spec trigger.




- 1** A trigger pull releases the hammer from the sear and the hammer rotates forward into the firing pin.



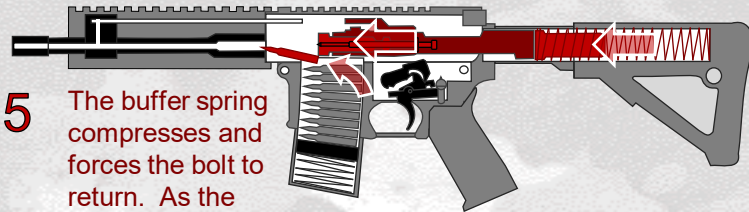
- 2** The firing pin strikes the primer and ignites the gunpowder, forcing the bullet through the barrel while the casing remains in the chamber.



- 3** Gas pressure travels from the barrel through the gas tube and back into the gas key on the bolt carrier group.



- 4** As the bolt carrier group travels back into the buffer tube, it ejects the old casing and rotates the hammer into the disconnect.



- 5** The buffer spring compresses and forces the bolt to return. As the bolt moves forward it catches a new round.



- 6** The bolt returns to battery and a new round chambers. The follower repositions the rounds inside the magazine.



- 7** The trigger is reset. The disconnect releases the hammer slightly forward until it contacts the sear.

The RedCat works with the vast majority of AR platforms including the AR-15, M-4, M-16, AR-10 variants [DPMS Rock River, etc.], PCCs, .22lr conversions, the M&P 15 22lr and others.

With the RedCat installed During Dry Fire, the controls act just like the live fire sequence illustrated here. Simple, effective and realistic training!


FIND OUT MORE!



redcat22.com



m22tactical.com



youtube.com/@m22tactical



instagram.com/m22tactical



facebook.com/m22tactical



linkedin.com/company/m22tactical